












# Hazardous and Universal Waste Management Guide

Waste Stream	Description	Examples of Use	Disposal Procedures
<b>Lead Acid Batteries</b>	 <p><b>Hazardous</b> – Contains lead and sulfuric acid.</p>	Automotive and marine batteries. Used in emergency lighting and back up systems.	<p><b>Must be recycled.</b> Place on secondary containment in the Hazardous Waste trailer at Physical Plant. *</p>
<b>Fluorescent lamps and CFL's</b>	 <p><b>Hazardous</b> – Contains mercury vapor.</p>	Indoor lighting. Exterior street lamps (High pressure sodium, sodium vapor lamps also contain mercury.)	<p><b>Must be recycled.</b> Custodians should bring to the Physical Plant Stockroom for recycling.</p>
<b>Nickel Metal Hydride (Ni-MH) and Nickel Cadmium (Ni-CAD) Batteries, (Rechargeable)</b>	 <p><b>Hazardous</b> – Contains nickel and cadmium. Labeled Ni-Cd.</p>	Portable tools and appliances, cell phones, cordless phones, video cameras, 2-way radios. Used as alternatives to alkaline batteries.	<p><b>Must be recycled.</b> Custodians should bring to the Physical Plant Stockroom for recycling. *</p>
<b>Alkaline and Zinc Carbon Batteries (Non-rechargeable and rechargeable)</b>	 <p>Non-hazardous. Labeled "General Purpose," or "Heavy Duty."</p>	Flashlights, toys, radios, calculators, remote controls, electronic games, garage door openers, lanterns, and fire and smoke detectors and other products.	May be discarded into the regular trash.
<b>Button Batteries – Zinc Air (Non-rechargeable)</b>	 <p>Non-hazardous. Usually button-shaped with a pin hole on one side. May resemble regular 9 volt batteries.</p>	Hearing aids, medical devices.	May be discarded into the regular trash.

\* Department of Transportation (DOT) regulations require that batteries be protected from arcing, which could cause a fire during shipment. To prevent arcing, place each individual battery into to a plastic bag, or place tape on the battery terminals to prevent contact.

## Hazardous and Universal Waste Management Guide

Waste Stream	Description	Examples of Use	Disposal Procedures
<b>Lithium Batteries</b> (Non-rechargeable)	  <p><b>Hazardous</b> – Contains lithium, and therefore may be reactive.</p>	Cameras, computer memory back up, watches, remote controls, hand-held games.	<p><b>Must be recycled.</b> Custodians should bring to the Physical Plant Stockroom for recycling. *</p>
<b>Lithium Ion Batteries</b> (Rechargeable)	 <p><b>Hazardous</b> – Contains lithium. Labeled Li-ion.</p>	Laptop computers, cellular phones, camcorders and portable electronic equipment.	<p><b>Must be recycled.</b> Custodians should bring to the Physical Plant Stockroom for recycling. *</p>
<b>Button Batteries – Silver Oxide and Mercuric Oxide</b> (Non-rechargeable)	 <p><b>Hazardous</b> – Both silver and mercury are hazardous. Usually button shaped, with no markings. Mercuric Oxide button cells are no longer sold in the U.S., but larger batteries are still available.</p>	Hearing aids, medical devices, watches, calculators, cameras, toys, musical greeting cards.	<p><b>Must be recycled.</b> Custodians should bring to the Physical Plant Stockroom for recycling. *</p>
<b>Used Electronics</b>	 <p><b>Hazardous</b> – Contains lead, mercury, cadmium, silver and many other toxic materials.</p>	Computers, monitors, keyboards, televisions, printers, etc. (Anything that has a monitor or circuit board.)	<p><b>Must be Recycled.</b> Should be placed in one of the large cardboard boxes in College House Garage. (Custodial Supervisors have the key.)</p>
<b>Aerosol cans</b>	 <p><b>Hazardous</b> – Contains flammable or hazardous materials, and/or is under pressure.</p>	Spray paints, disinfectants, lubricants, etc.	<p><b>Must be drained of the hazardous contents, and the empty can recycled.</b> Custodians should bring empty cans to the Physical Plant Stockroom for draining and recycling.</p>

\* Department of Transportation (DOT) regulations require that batteries be protected from arcing, which could cause a fire during shipment. To prevent arcing, place each individual battery into to a plastic bag, or place tape on the battery terminals to prevent contact.